


# The Victoria NATURALIST

SEPTEMBER  
OCTOBER  
1990  
VOL 47.2

VICTORIA NATURAL HISTORY SOCIETY



# The Victoria NATURALIST

Published six times a year by the  
VICTORIA NATURAL HISTORY SOCIETY  
P.O. Box 5220, Station B, Victoria, B.C. V8R 6N4  
Contents © 1990 as credited.  
ISSN 0049-612X Printed in Canada

**Chair, Publications Committee:** Dannie Carsen  
**Managing Editor:** Diana Jolly (479-8134)  
**Editorial Team:** Allan Burger, Warren Drinnan, Pat Freeman,  
Patti Parish, Leah Ramsey, Richard Watts.  
**Advertising:** Jennifer Emms (479-6323)  
**Distribution:** Ed Coffin, Lyndis Davis  
**Desktop Publishing:** Robert Allington (595-7803)

Opinions expressed by contributors to *The Victoria Naturalist*  
are not necessarily those of the society.

## VICTORIA NATURAL HISTORY SOCIETY Honorary Life Members:

Miss E.K. Lemon, Mr. A. Douglas Turnbull, Mrs. L.E.  
Chambers, Mrs. Peggy Goodwill, Mr. Vic Goodwill.

## Officers: 1990-91

**PRESIDENT:** Mike McGrenere, 658-8624  
**VICE-PRESIDENT:** Wally Macgregor, 658-8956  
**PAST-PRESIDENT:** Betty Kennedy 592-2070  
**SECRETARY:** Reuben Ware, 385-2803  
**TREASURER:** Gordon Devey, 652-6879

## Directors and Committees

Ed Coffin, 592-0964 (Membership)  
Wally Macgregor, 658-8956 (Birding)  
Dannie Carsen, 384-4924 (Publications)  
Bruce Whittington, 652-1529 (Parks and Conservation)  
Tony Embleton, 595-6812, (Chair, Parks and  
Conservation)  
Alan Burger, 479-9833 (Program)  
Ann Scarfe, 477-1986 (Events and Library)  
Margaret MacKenzie-Grieve, 477-2402 (Social)  
Elizabeth Laugharne, 658-2548

## Other Functions

FBCN: Connie Hawley, 385-2535  
Friends of the Royal B.C. Museum:  
Betty Kennedy, 592-2070  
Birding Trips: Lyndis Davis, 477-9952  
Birder's Night Contact: Bryan Gates, 598-7789  
Publicity Co-ordinator: Bev Glover, 721-1476

## Annual Dues

Includes *The Victoria Naturalist* and *B.C. Naturalist*  
(Balance of 1990 through December 1991)  
Regular \$17.00 Golden Age \$16.00  
Family \$22.00 Junior Subscriber \$4.00  
(Any donation in excess of the above fees is income  
tax deductible)

**RARE BIRD ALERT:** 592-3381  
**VNHS EVENT TAPE:** 479-2054

## DEADLINE FOR SUBMISSIONS FOR NEXT ISSUE: September 30, 1990

Send to: Diana Jolly,  
4368 Wilkinson Rd.,  
Victoria, B.C. V8Z 5B7. Phone: 479-8134

## GUIDELINES FOR SUBMISSION

Members are encouraged to submit articles, field trip reports,  
birding and botany notes, and book reviews with photographs or  
illustrations if possible. Photographs of natural history are ap-  
preciated along with documentation of location, species names and  
a date. Please label your submission with your name, address, and  
phone number and provide a title. We will accept and use copy in  
almost any legible form but we encourage submission of typed,  
double-spaced copy or an IBM compatible word processing file on  
a 360K 5.25" diskette plus printed output. Having copy submitted  
on diskette saves a lot of time and work for the publications group  
and we really appreciate the help. If you have an obscure or very  
old word processing program, call the editor, Diana Jolly, at 479-  
8134 or save the text in ASCII format. Blank diskettes may be  
obtained from the editor and we will return any of your own  
diskettes submitted.

## VNHS MEMBERSHIP

For membership information and renewal, please contact Ed Cof-  
fin (592-0964) or write to Ed % The Victoria Natural History  
Society, Box 5220, Victoria, B.C., V8R 6N4.

## ADVERTISING GUIDELINES

The deadline for advertising submissions is the first of the month  
preceeding publication. Please contact Jennifer Emms (479-  
6323) regarding advertising which requires typesetting.

Ad Size	Price	Dimensions
Back Page	\$120	7.25 x 8 in.
1/2 Page	\$80	7.25 x 5 in.
1/3 Page	\$50	7.25 x 3.25 in.
1/4 Page	\$40	3.25 x 4.675 in.
1/8 Page	\$25	3.25 x 2.25 in.

### Guidelines

1. Ad copy should be typeset and camera ready, not just  
sketched or typed on a typewriter.
2. Minor alterations to existing advertisements will cost  
\$10. Typesetting of ads is charged at \$20 per hour.
3. Add \$8 per photo for PMT work (done at Island  
Blueprint).
4. Advertising fees due and payable when copy  
submitted.

### Submit Advertising to:

Jennifer Emms at 5409 West Saanich Road, R.R.5 Vic-  
toria, B.C., V8X 4M6. (Phone: 479-6323)

**Erratum:** The preceding issue of *The Victoria Naturalist*  
(July-August, 1990) was labelled Vol. 46.7. It should have been  
Vol. 47.1

## Contents


<b>The Marbled Murrelet</b> By Richard Watts . . . . .	4
<b>Elephant Seals Around Vancouver Island</b> By Robin Baird . . . . .	6
<b>Parasitic Flowering Plants In B.C.</b> By Job Kuijt . . . . .	8
<b>Parks and Conservation Committee</b> By Karen Wilson & Joel Ussery . . .	9
<b>Skylarks Hanging In There</b> By Barbara Begg . . . . .	10
<b>The Results of the Eighth Annual Manning Bird Blitz</b> By Bruce Bennett . . . . .	11
<b>Rare Plants Under Pressure</b> By Adolf Ceska . . . . .	12
<b>Those Darn Mosquitoes</b> By Diana Jolly . . . . .	13
<b>Christmas Cards and Calenders</b> . . . . .	13
<b>We Will Always Remember Our Rufous Visitors</b> By Deborah Humphrey . . . . .	14
<b>Welcome to New Members</b> . . . .	15
<b>The Brown-headed Cowbird: Villain or Survivor?</b> By Mark Nyhof . . . . .	16
<b>Calendar</b> . . . . .	18

## Our Cover Illustration

### Colquitz Hedgerows

On our cover is an illustration of meadow and hedgerow  
in Cuthbert Holmes Park drawn by Gail Harcombe. It is a  
representation of abandoned farmland along the Colquitz  
River which was settled during the 1850's. The Hawthorn, Rose  
and Snowberry shrubbery that has grown up in the park  
provides a haven for Cedar Waxwings, House Finches, Song  
Sparrows and many others. Scented Mayweed, Camus, Queen  
Anne's Lace, Western Buttercup and Ox-eye Daisy carpet the  
fields during the spring. You can experience this hedgerow and  
field habitat by walking the Colquitz trail from the parking lot  
at Admirals Road until Tillicum Mall.

The artist, Gail Harcombe, is a graphic specialist for the  
Wildlife Branch of the Ministry of Environment and her work  
includes illustrated keys to the conifers, the flowering plant  
families and the grasses of British Columbia. She works with  
pencil or pen and ink and draws mostly plants and animals.  
Gail has a degree in animal physiology which has given her a  
better understanding of her animal subjects.



FOR THE BIRDS . . .

BOOKS • FEEDERS  
BATHS • BAGS  
CALLERS • TAPES  
DECALS • RAKU STAKES

Victoria Eaton Centre    384-5313  
1889 Oak Bay Avenue    595-0033

## The Marbled Murrelet

By Richard Watts

Politics, science and economics are doing a weird dance this summer around the Marbled Murrelet—a small seabird whose survival likely depends on the preservation of old growth forests.

Politically the Marbled Murrelet is being cited by environmental lobbyists like the Western Canada Wilderness Committee as a bird whose existence is threatened by logging. Scientists, like members of the Canadian Wildlife Service, are right now carrying out field studies to gather enough information to allow them to state with good authority what the little bird requires for continued survival. And economically speaking, coastal forest companies fear the Marbled Murrelet could end up as the British Columbia version of the Spotted Owl, whose survival might keep them out of remaining coastal old-growth rainforests.

Publicly the companies have no choice but to help fund the research and take part in the studies. Privately, foresters are terrified of what the results might be. The Committee On the Status of Endangered Wildlife in Canada, a body composed of federal and provincial government representatives as well as various private environmental groups, has recently attached a threatened status to the Marbled Murrelet. Scientists recognize there is a problem with the Marbled Murrelet and they strongly suspect it is connected with the loss of old-growth forest. But the "threatened" designation is not enough to call a halt to logging; it just provides a bureaucratic push in the search for data which can confirm or deny the scientists' suspicions. Twin studies have now been launched by the Canadian Wildlife Service.

The Marbled Murrelet is a small sea bird, about the size of a plump robin, fairly common around Victoria. But the bird's breeding biology has been called one of the greatest mysteries in ornithology. Until 1974, when a tree surgeon working in the Santa Cruz Mountains of Coastal California found a nest and nestling, no nest had ever been found. To this day only about 15 nests have ever been found and none of them in British Columbia. (See editor's note.)


"It's almost an anachronism that there is this bird, which is fairly common and yet we know next to nothing about it," says Steven Singer, a research associate with the Santa Cruz City Museum of Natural History, and one of the authors of the scientific paper describing the first nest discovered.

"Some of the great names in ornithology have tried to look into it and we still are not very far ahead. . . . For years it's been considered kind of a mysterious seabird," says Singer.

The Marbled Murrelet spends most of its life at sea but remains close to shore feeding on small schooling fish like Sand Lance and immature Herring. Also a good amount of observation has been gathered to show the

birds use freshwater lakes where they will feed on salmon fry and fingerlings.

The Marbled Murrelets' short, powerful wings enable the adult birds to "swim" underwater in much the same fashion as penguins. The birds seem to gather in loose groups, or rafts, during the summer and it appears likely these may be staging areas in preparation for flying inland to breed. The Marbled Murrelet can produce several calls, one of which has been described as a high "keer" sound, something like a gull; another call has been likened to a baby crying. Another interesting sound is a buzzing noise the birds make with their wings while



Marbled Murrelet's nest found recently in the Carmanah-Walbran block. (Photo: Courtesy WCWC)

flying, which they appear to be able to turn on and off if they wish.

"They can fly completely silently if they want or they can make this kind of buzzing sound. Again we don't really know what it means," says Singer.

The short powerful wings which make the Marbled Murrelet an effective swimmer are not so well adapted to flight. The birds must fly quite fast in order to generate enough lift to remain aloft. Nevertheless the birds are known as powerful flyers with quite remarkable endurance, flying as far as 70 kilometres inland to lay their eggs. Nothing exists to distinguish the males from the females. And during breeding season, which lasts from early May to early July, the plumage of both sexes changes, from blackish above and white below, to dusky brown above and mottled brown and white below.

Little is known about the courtship behaviour but the birds have been observed engaging in some aerial dives and a practice dubbed "tail chasing," where two birds fly through the forest stopping briefly on branches.

The nests which have been found are little more than depressions, or dishes, on large tree branches below the top of the forest canopy close to the main trunk. A single egg is laid. Although brooding parents have been noticed to arrange twigs around a nest, little or no construction appears to go into the nest. In general the nests have been described as rings of guano, deposited by parents and the chick, on a moss mat.

The parents incubate the nest 24 hours a day changing shift at dusk. This explains why so few nests have been found. The shift change occurs in low light and with little ceremony or display. One parent flies in and the other leaves to go back to sea to feed. Incubation takes about 30 days and the young are able to move immediately after hatching. The chick is covered with yellowish down mottled with irregular dark patches. Once hatched the parents will leave the baby unattended while they head out to sea to catch food. After about 27 days the chick has lost its down and it is believed that it flies to the sea where it forages in mixed juvenile/adult flocks.

It should be noted that the Marbled Murrelet has been known to nest on the ground in Alaska, where no trees exist. Whether this is a response by local population to a specific set of conditions is not known at this time. But the Marbled Murrelets seen further south all appear to prefer old-growth timber. Reasons for that might include temperature, or it might be that large old growth trees are the only ones which produce high branches with a girth big enough to create a flattish depression close to the main trunk.

According to Singer a great deal of observation is occurring this summer to check into whether the birds will nest in smaller second growth. But so far most of the evidence points to old-growth nesting. Whatever the reason the rate of logging occurring in old-growth forests places some urgency on the researchers investigating the little bird's breeding biology. At this point scientific ignorance is a greater and more immediate threat to the Marbled Murrelet's survival than forest company chainsaws. Without sound knowledge based on good science a case for breeding habitat preservation is difficult to make.

**Editor's Note:** On August 2, two researchers working on the west coast of Vancouver Island in an area known as the Carmanah-Walbran Block located the first nest of the

Marbled Murrelet ever found in B.C. The nest was found 165 feet (50 metres) above the ground in a 230 foot (70 metre) Sitka Spruce. The two discoverers, Irene Manley, a University of Victoria biology student and John Kelson, a Western Canada Wilderness Committee researcher, had observed a bird flying into the tree two days previously. After staking out the tree and noting no further activity the tree was climbed and the nest discovered. Egg shell fragments and feathers were collected and Wayne Campbell, curator of ornithology at the Royal British Columbia Museum, later positively identified the samples as coming from the Marbled Murrelet. The nest was empty and it is believed the chick successfully fledged. Despite the delight over the discovery it is agreed that more research effort is still needed, especially to find an active nest so scientists can learn more about the interactions between parent and young.

### References:

- Binford, L.C.; Elliott B.G. and Singer S.W. 1975. *Discovery of a Nest and Downy Young of a Marbled Murrelet*.  
Wilson Bull. 87: Carter, H.R. and Sealy, S.G. 1986. *Year Round Use of Coastal Lakes By Marbled Murrelets*. Condor 88: 473-477.  
Godfrey, W.E. 1986. *The Birds of Canada*. Ottawa: National Museum of Natural Science, National Museums of Canada.  
Harrison, C. 1984. *Nests, Eggs, and Nestlings of North American Birds*. Toronto: Collins.  
Simons, T.R. *Discovery of a Ground Nesting Marbled Murrelet*. Condor 82: 1-9.  
Special thanks to Steven Singer and Alan Burger.

## Famous Players of B.C.


The early pioneers of B.C. gave us our heritage and built our railways and towns. But, most of all they gave us stories to tell, parks to enjoy, and architecture to preserve.

Our wide selection of books about B.C.'s Famous Players include: "Widow Smith of Spencer's Bridge", "Pezim", "Samuel Maclure", "Rattenbury", and many more.

For Victoria's largest selection of B.C. topic books (over 750 titles), we're the place!

Drop in and browse at:  
546 Yates Street, Victoria, B.C.  
Phone: (604) 386-4636  
Fax: (604) 386-0221

All major credit cards accepted.



**Crown Books**

Mention this ad for 10% off your next purchase!

# Elephant Seals Around Southern Vancouver Island

By Robin W. Baird

Elephant Seals occur fairly frequently on the B.C. coast, but few people recognize them when they do see them. Adult males only rarely come ashore, and while in the water animals of all ages and both sexes spend up to 90% of their time beneath the surface. Their behaviour while at the surface makes them very difficult to notice as well: at first glance they appear similar to a large, partially waterlogged log floating vertically at the surface (commonly termed a dead-head). Unlike real deadheads, which may bob up and down with waves or a swell, Elephant Seals just sink slowly out of sight after several minutes, and may not surface again for half an hour or more. In fact, the maximum recorded dive length (actually, for the similar southern Elephant Seal) is exactly two hours (Hindell et al. 1989), and they usually only surface for two to three minutes before repeating their dive. They do this day and night, for days, weeks and even months on end, even sleeping underwater. As well, they are generally solitary except during the breeding season, and only breed off the California and Mexican coasts.


Elephant Seals come out onto land for an extended period each year to moult. However, many records around southern Vancouver Island of animals on land are of non-moulting individuals: one animal spent almost the entire

month of May, 1990 hauled out at Race Rocks (along with a moulting individual), and in the last few months other individuals have been recorded hauled out for several days at a time at Otter Point, Esquimalt Harbour, and around Sidney. Perhaps because of their extremely large size as adults (5 metres and 2,300 kilograms for males) they show no fear towards people on a beach, and will actually allow you to approach and in some cases even touch them before rearing up, opening the mouth wide and uttering a low growl.


Moulting occurs at different times throughout the year depending on the age and sex of the animal. Juvenile Elephants Seals (about 1.5 - 2 metres in length) moult in the spring. In B.C. this is the age class most frequently seen hauling out to moult.

Moulting in Elephant Seals not only involves losing the hair, but the entire outer layer of skin, often in great sheets, and frequently the animals suffer from skin infections, resulting in bleeding. These infections are usually of low level and do not typically seriously harm the animal. When Pinnipeds (seals, sea lions and walruses) come out of the water their eyes continuously water to keep them moist, an adaptation that protects their eyes but also contributes to their sick appearance.

Most people assume that Elephant Seals are much larger than the juveniles which typically haul out in this area, but at this stage they appear fairly similar to Harbour Seals. In fact, confusing juvenile Elephant Seals with Harbour Seals occurs frequently. Despite the fact that Elephant Seals can be approached closely by people on foot, have watering eyes, and due to their epidermal moult have skin that is literally falling



Elephant Seal, at Race Rocks. (Photo: Robin Baird)



Elephant Seal, adult male. (Photo: P.J. Stacey)

off and sometimes infected, these are normal conditions and the animals are in reality quite healthy. There have been several occasions around Victoria in the last year where such Elephant Seals have been mistakenly identified as sick Harbour Seals and this has resulted in the inadvertent euthanization of the animals.

The differences between juvenile Elephant Seals and Harbour Seals are fairly obvious once you know what they are. Unlike Harbour Seals, Elephant Seals have no spots on the skin, rather they are a uniform greyish brown or yellowish colouration, although while moulting, their skin appears very patchy. The rather "swollen" snout, and the horizontal crease just below the nostrils are characteristic of Elephant Seals, and a harbinger of the bulbous nose that comes with adulthood for the males. The hind flippers of Harbour Seals are relatively straight along the trailing edge, while Elephant Seals have an inverted U-shaped curve to the trailing edge of their hind flippers. Many of the animals are also tagged on the hind flippers, while very little work has been done in tagging Harbour Seals.

More accurate identification of Elephant Seals will both prevent the types of accidents mentioned above from occurring, and will assist research in terms of trying to monitor the numbers of Elephant Seals in the province. If population numbers in B.C. mimic the increase seen in their breeding range off California, Elephant Seals may become a more common sight off our coast. Such an increase should not worry those concerned with potential conflicts with fisheries, as the diet of the Elephant Seal consists mainly of species largely ignored commercially, such as Ratfish, Dogfish and other sharks, various species of skate, some squid, Cusk Eels, and occasionally deep water, slow swimming fish.

Records of Elephant Seals around southern Vancouver Island have been increasing in the last year, although it is not known if this is due to an actual increase in their presence, or just that more people are aware of the differences between Harbour Seals and Elephant Seals, and are reporting their presence.

We have been attempting to respond to most reports of hauled out Elephant Seals, or of "large sick Harbour Seals that you can walk right up to". We try to check for tags, record age and if possible sex (not an easy task since you'd have to roll the

animal over!), and to examine them for moulting or signs of distress.

Some animals are branded as well as tagged, although they lose the brand when they moult. Many are double tagged, with a different number on each tag, so both left and right hind flippers should be checked if an animal is found.

A summary of records of Elephant Seals in B.C., including information on their origin (for tagged individuals), is presently being compiled by Victoria resident Marcel Gijssen and others. Dr. Burney Le Boeuf is responsible for tagging many of the animals born near Ano Nuevo, a site in central California between Santa Cruz and San Francisco.

Anyone observing elephant seals in B.C. can assist with this project by reporting sightings to me at the following address:

Department of Biological Sciences,  
Simon Fraser University,  
Burnaby, B.C. V5A 1S6,  
or by phoning 380-1925.

#### References:

Hindell, M.A., Slipp, D.J., and Burton, H.R. 1989. *Diving Behaviour and Foraging Ranges of Southern Elephant Seals (Mirounga leonina) From Macquire Island*. Page 29 in Abstracts of the Eighth Biennial Conference on the Biology of Marine Mammals, December 1989, Pacific Grove.



## A BIRDERS GUIDE TO VANCOUVER ISLAND

1990

a new book by

**KEITH TAYLOR**

"A self-made tour for the independant birder"

- \* Ferry Routes
- \* Car rentals and bus routes
- \* Accommodations
- \* Checklists and maps
- \* Species Index
- \* Accidental species list
- \* Loop trips connecting all of Vancouver Islands outstanding birding destinations with exact kilometrage.
- \* Directions for finding all of the regularly occurring species and "specialties" of Vancouver Island.

5 1/2 " x 8 1/2"  
Spiral Bound  
176 Pages

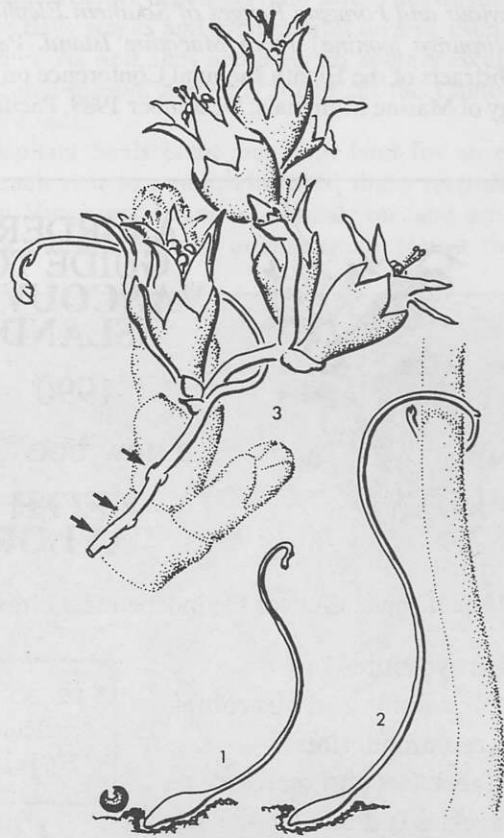
\$19.00 Pick Up or \$20.00 By Mail From  
Phone: 595-5561 1559 Bay St. Victoria, V8R 2B5

## Parasitic Flowering Plants in B.C.: Dodders

By Job Kuijt

In some ways Dodders are the strangest plants in the province. Delicate orange-yellow threads growing in great profusion from a common centre, twisting and winding themselves tightly around green leaves and stems of nearby plants and sometimes smothering them, they seem to be the very stereotype of parasitic organisms. Their obvious parasitism and apparently sudden and strange appearance made it easy in medieval Europe to associate them with the devil, and some common names on the continent still bear that imprint. For example, the Dutch name in translation is "Devil's Sewing Thread."

Actually, I suspect that not many people in B.C. have ever seen these remarkable plants, or at least recognized



### Legend:

Fig. 1 The young seedling has shed its seed coat (left) from the shoot tip and has stored its nutrients in the swollen lower end; the curled tip reaches towards the host (stippled).

Fig. 2 The stem tip begins its coiling movement around the captured host stem.

Fig. 3 Flowering Salt-Marsh Dodder (*Cuscuta salina*) on Glasswort (*Salicornia* sp.) from the Saanichton area. Haustoria are indicated by arrows.

them for what they are. Except locally along the coast, Dodders are not common. It seems that there is only one authentically native species, which may colour large swatches of Glasswort (*Salicornia*) and other saline plants at upper tidal flats a blotchy, pale yellow when seen from a distance. One or two other species were introduced from Europe more than half a century ago, and have sporadically popped up in the Lower Fraser Valley or in cultivated fields in the Interior, usually attacking leguminous crops such as clover or alfalfa.

Dodders are annual plants belonging to the Morning Glory Family (*Convolvulaceae*), in which we find numerous other twining plants none of which, however, show any real sign of parasitism even though some Morning Glories tend to smother other plants. The Dodder's parasitic mode of life is so extraordinary that they are sometimes placed in their own family, *Cuscutaceae*. Their flowers, however, are basically organized on the same plan as that of Morning Glory.

The early part of the Dodder's life history already shows intriguing adaptations to the parasitic mode of life. The small, worm-like seedling lacks any sort of root, the slender shoot quickly growing into a delicate, twine-like structure reaching out for its first host. Meanwhile, all nutrients from the seed are transferred to the very much reduced, unbranched root. If it is lucky enough to contact one, the tip of the seedling rapidly coils around it. From the inside of its coils, and quite out of view from us, a minute peg forms to penetrate the living tissues of the host. Soon afterwards, the lowest portion of the seedling withers away, and its feeble contact with the ground is lost forever. When nutrients begin to flow into the parasite through its first haustorium, the stem tip revives and elongates rapidly, spiralling very slowly around in search of new host organs which again will be quickly grasped and parasitized. In this way, there is a rhythmic alternation of two phases, one of elongation and search, the other of rapid coiling and haustorial growth, always on the coiled stems only. Since growing plants also branch profusely, moderately sized host plants can be quickly covered by the parasite. In some parts of the world (and very sporadically, also in Canada), leguminous crops can be virtually destroyed by Dodders. In some deserts (Baja, California) and tropical areas, fairly large trees may every year be covered by these great, enveloping yellow cobwebs.

There are no real leaves on these plants, only minute scale leaves. Even though the plants always look yellowish to pink and never green, they do, in fact, contain very small amounts of chlorophyll. There is no question, nevertheless, that they take in significant volumes of organic materials from the host. This is done through a very sophisticated haustorium which first forms a multicellular, peg-like structure penetrating outer host tissues. From the tip of this peg, numerous hair-like filaments grow out through host cells in all directions. Some of these filaments make contact with host xylem, from which water and minerals are obtained. Others reach the phloem elements, which carry sugars in solution. The tip cell of a filament, when reaching the host's phloem, forms a hand-like tip which clasps the phloem cell and "milks" it of sugars, which are then sent into the main

part of the parasite via the filament and peg. The Dodders, it can be seen, represent transitions between green hemiparasites and non-green holoparasites.

Whether or not Dodder species are limited to certain hosts is not easily ascertained. Species names such as *Cuscuta epithymum* and *C. epilinum* seem to indicate restriction to Thyme, Flax etc. But in almost every such case the field observations disagree. A growing Dodder plant seems to grab almost anything that is nearby, coiling around it and usually producing haustoria. This even happens on branches of the same Dodder individual. How little that really tells us is seen in recent work in which it is shown that no organic materials are transferred in the case of self-parasitism. In other words, while the haustorial equipment is in place, no real parasitism is taking place. The same may well be true for many "hosts" which are invaded by haustoria without truly being parasitized. In most cases it seems clear that, even though a certain host may seem to be favoured (possibly because of its local abundance?), other nearby species of green plants usually seem to be parasitized, also.

Interestingly, in tropical parts of the world, an exact parallel has evolved to Dodders in quite unrelated family of trees and shrubs, the Laurel Family (*Lauraceae*). A single genus in that family has "gone parasitic" and become Dodder-like (Australians actually call them "Bush Dodders"). At a distance, it is hard to tell the difference except that Bush Dodders are much coarser and pale green. Their germination follows almost exactly the pattern of that of the true Dodders—a remarkable case of evolutionary parallelism.

## The Parks and Conservation Committee

By Karen Wilson and Joel Ussery

Development threatens the habitat critical to our local flora and fauna. The Parks and Conservation Committee is made up of a handful of VNHS members who are concerned about the changes development brings to the natural landscapes within the Capital Regional District. They notice when roads are built in formerly wild places, when development begins to encroach on parkland, and when species begin to disappear. The committee is also concerned with the maintenance of existing parks systems and the establishment of new parks. They encourage and support the conservation efforts of the British Columbia Federation of Naturalists and other like-minded groups throughout the province.

In the past few months, the committee has focused its enthusiasm and attention by field trips to Broadmead, Blenkinsop Lake, Rithet's Bog and Quick's Bottom. Rithet's Bog presents a situation all too familiar to VNHS members. Surrounded by development, it will be inevitably and irrevocably altered. The committee aims to prevent such encroachment on the remaining wild places within the CRD. They have identified 23 sensitive local areas in need of attention. Initially they will focus on five priority areas:



Photo credit: Alexandra Morton, Raincoast Research

**precise color processors Ltd.**


### QUALITY PHOTOFINISHING

747 Discovery Street, Victoria, B.C. V8T 1H1  
Phone: (604) 385-5512

Martindale Flats, Esquimalt Lagoon, Quick's Bottom, Blenkinsop Valley and Tod Creek Flats. The plan for these areas is to (a) determine correct jurisdiction and ownership; (b) obtain community plans for the area; (c) initiate a survey of flora and fauna; (d) involve a group of people to act as guardians or 'friends' of each area; (e) gather data from other groups such as Ducks Unlimited and the Canadian Wildlife Service; and (f) develop a plan for each area before it becomes a 'target' for developers (becoming proactive instead of reactive).

At the helm of the Parks and Conservation Committee is Tony Embleton. Tony modestly credits the efforts of the members in revitalizing the committee, but there is no doubt that his organizational skills and persuasive personality deserve equal credit. Tony has been trying to interest the Habitat Conservation Fund and Pacific Estuary Conservation Program in VNHS priority areas. What can you get from participating in the Parks and Conservation Committee? Committee member Connie Hawley says it best. "It's fascinating. I've learned so much. I've seen areas that I've walked around birding, but never considered whether the habitat was threatened. It's so important that we all get involved. It just isn't good enough to go for a little walk and see how many birds you can count. Unless you do something, there won't be any birds left to count."

Members of the Parks and Conservation Committee of the VNHS are: Tony Embleton (Chair), Jerry Anderson (Vice Chair), Gladys Anderson, Jean Calvert, Lyndis Davis, Bill Dawkins, Connie Hawley, Wilf Medd, Mary Morrison, Henry Niezen, Joel Ussery, and Bruce Whittington.



If you'd like to take your birding skills past the introductory level, here is your chance:

**— Beyond Beginning Birding —**

- 8 field sessions
- experienced instructors
- coverage of gulls, owls, shorebirds, raptors and more

**Fall Session \$45.00**

**Sundays, Sept. 23 through Nov. 11**

Please register in person at:

**the field-naturalist**

Books and supplies for naturalists 388-4174  
1241 Broad Street, Victoria, B.C. V8W 2A4

**Skylarks Hanging in There**

By Barbara Begg

It would appear that our introduced Eurasian Skylarks were nesting at only four locations on the Saanich Peninsula this Spring, 1990. This was determined by surveys carried out independently by Alan MacLeod, Bruce Whittington, and Barbara Begg, during the period March 1st to May 31st. Most sites frequented by Skylarks in the last decade were checked at least once, and usually several times. A reasonably accurate count of males and females was obtained at three sites, but an estimate of females was necessary at the Victoria International Airport, as the birds are usually inside the fence. For each singing male, one female was assumed to be present.

An idea of population trends can be obtained from the following tables. Table One shows the results of the 1990 Spring Survey, presuming eleven females present at the airport. Vantreight's fields are located in the Central Saanich Road/Wallace Drive area. Maber's Flats is bounded north and south by Wallace Drive and Keating X Road.

**TABLE ONE — 1990 Spring Survey**

Location	Singing	Silent	Total
Airport	11	11	22
Vantreight's	8	9	17
Lochside/Island View	4	4	8
Maber's Flats	3	3	6
<b>Totals</b>	<b>26</b>	<b>27</b>	<b>53</b>

Table Two gives some comparisons of numbers from recent years. The 1988 Spring Survey was incomplete and there was no count done in the breeding season of 1989. However, on February 18, 1989, during a cold snap, 76 Skylarks were counted in one flock at Vantreight's fields in Central Saanich. Skylarks here tend to congregate in one area during abnormally cold or snowy weather.

**TABLE TWO — Survey Comparisons**

Year	Location	Singing	Silent	Total
1983	12	42	3	45
1984	18	45	18	63
1985	16	42	33	75
1986	10	31	24	55
1987	9	44	55	99
1988	6	24	18	42
1989	-	-	-	-
1990	4	26	27	53

Habitat loss has continued, due to more intensive agricultural use of fields and the building of a farm produce warehouse and green house complex. Pressure from increased human population on the Peninsula is likely causing disturbance, as more recreational use is made of fields and their peripheries.

There have been two separate reports, June 20th and June 23rd, each time of one singing Skylark at the Nanaimo/Cassidy airport. Could the birds be seeking new and quieter homes? Or perhaps, they have expanded beyond their historical Duncan/Cowichan territory and are going unnoticed.

This Spring, the weather seemed less than ideal for nesting, with above average rainfall and cool, wet conditions prevailing into June. However, the Skylark is a hardy species. Hopefully, we will be enjoying their lovely songs for yet a few more years.

**The Results of the Eighth Annual Manning Bird Blitz, June 1990**

By Bruce Bennett,  
Cascade Interpretation,  
Manning Provincial Park

The eighth annual bird blitz was a success and included sunny, warm weather. Of the 15 birding areas in Manning Park, 12 were covered. Snow was encountered at lower altitudes causing many of the higher areas to go unassessed.

1247 birds of 79 different species were counted, an increase of ten species and 517 individuals over the previous year.

The results were as follows:

Common Loon	1
Canada Goose	2
Mallard	33
Blue-winged Teal	1
Barrows Goldeneye	40
Common Merganser	10
Hooded Merganser	1
Cooper's Hawk	1
Red-tailed Hawk	4
Golden Eagle	1
Spruce Grouse	3
Blue Grouse	15
Spotted Sandpiper	7
Band-tailed Pigeon	2
Rock Dove	2
Northern Pygmy-Owl	1
Black Swift	12
Vaux's Swift	2
Rufous Hummingbird	28
Calliope Hummingbird	2
Belted Kingfisher	2
Red-breasted Sapsucker	7
Red-naped Sapsucker	4
Hairy Woodpecker	12
Northern Flicker	28
Pileated Woodpecker	5
Olive-sided Flycatcher	8
Western Flycatcher	2
Willow Flycatcher	2
Hammond's Flycatcher	1
Western Wood Peewee	3
Tree Swallow	27
Violet-green Swallow	19
N. Rough-winged Swallow	4
Cliff Swallow	108
Barn Swallow	43
Gray Jay	45
Stellar's Jay	5
Clark's Nutcracker	8
American Crow	25
Common Raven	23
Black-capped Chickadee	19

Mountain Chickadee	9
Chestnut-backed Chickadee	8
Boreal Chickadee	1
Red-breasted Nuthatch	27
White-breasted Nuthatch	4
American Dipper	5
Winter Wren	23
Golden-crowned Kinglet	59
Ruby-crowned Kinglet	11
Townsend's Solitaire	4
Swainson's Thrush	29
Hermit Thrush	21
American Robin	75
Varied Thrush	15
European Starling	10
Warbling Vireo	11
Orange-crowned Warbler	2
Yellow Warbler	25
Yellow-rumped Warbler	54
Nashville Warbler	1
MacGillivray's Warbler	6
Townsend's Warbler	35
Common Yellowthroat	3
Wilson's Warbler	10
Western Tanager	2
Red-winged Blackbird	13
Brown-headed Cowbird	13
Chipping Sparrow	21
Savannah Sparrow	4?
Fox Sparrow	2
Song Sparrow	21
Lincoln's Sparrow	5
Golden-crowned Sparrow	2
Dark-eyed Junco	42
Pine Grosbeak	5
Cassin's Finch	25
Pine Siskin	88

The Ninth Annual Manning Bird Blitz is tentatively scheduled for the weekend of June 14-16, 1991 with the 15th and 16th being the actual birding days. As in previous years the Lone Duck group campground will be available for free camping.

**Cadboro Bay  
SHOP EASY**

**100% locally owned and operated**

3829 Cadboro Bay

Victoria, B.C., V8N 4G1

Telephone: 477-6513

## Rare Plants Under Pressure

By Adolf Ceska

There is a whole array of threats to native flora. Some of these menaces include urbanization, industrialization, competition of introduced species, etc. One of the major causes of the disappearance of plant species is the accidental destruction of a site or a whole locality. The area of disturbance does not have to be too large. Sometimes an area as small as a few square metres or even square feet can host the entire population of a rare plant.

A new plaque was erected in Beacon Hill Park in April 1990 to commemorate a principal of an Osaka school, who donated several Sakura trees to the city of Victoria. When I saw the plaque I thought that it was a tombstone of the Nuttall's Quillwort which was buried underneath. Several plants of Nuttall's Quillwort (*Isoetes nuttallii*) used to grow in this small depression which is now filled with cement paving. There used to be a few Creeping Blueberries (*Vaccinium caespitosum*) here as well, but they did not like the trampling. Graceful Cinquefoil (*Potentilla gracilis*) still grows around the plaque, but I am afraid that it will be found unsightly and weeded out. It is ironic that we have to destroy a locality of native rare plants in order to commemorate a donation of an introduced species.



The site of the Nuttall's Quillwort destroyed by a commemorative plaque in Beacon Hill Park. (Photo: A. Ceska)

This example shows, how quickly rare plants can be destroyed even in the seemingly protected environment of a park. In Beacon Hill Park many plants have had to learn to cope with the regular or irregular park management. One small group of Deltoid Balsamroot (*Balsamorhiza deltoidea*) is occasionally cut before it can flower, and one clump of golden Indian Paintbrush (*Castilleja levisecta*) still survives in the middle of a meadow on the eastern slope of the hill. Recently, Dr. Chris Brayshaw rediscovered a population of Prairie Lupine (*Lupinus lepidus*) along the road south of the top. This plant was first collected on Beacon Hill by J.R. Anderson in 1896 and then several times at irregular intervals, last by T. & S. Armstrong in 1977.

One very important step in the protection of rare plants is to know their exact locations. One author expressed it very well when he wrote that "the successful perpetuation of endangered plant species will largely depend upon our ability to identify individual species' localities. No matter how much we know in general about a species' niche, range, or habitat requirements, it cannot be preserved or managed unless we know the actual places in landscape where it occurs." (Jenkins 1981). The US Nature Conservancy developed Natural Heritage data bases to register and monitor populations of rare and endangered species, both plants and animals. They have been implemented in all the American states. There are some signs that this program will soon be implemented in British Columbia and administered by the B.C. Ministry of Environment with the help of the Nature Conservancy of Canada. I am sure that a program like this would help to protect important populations of rare species and reduce cases of accidental destruction of localities such as that of Nuttall Quillwort in Beacon Hill Park.

#### References:

Jenkins, R.E. 1981. *Rare Plant Conservation Through Elements of Diversity Information*. Pp. 33-40 in: Morse, L.E. & M.S. Henifin [eds.] *Rare plant conservation: Geographical data organization*. New York Botanical Garden, Bronx, NY.

## Those Darn Mosquitoes

By Diana Jolly

It was the perfect campsite, an isolated area right on the river—just me and my friends and the wilderness. Our party had just finished setting up camp when all of a sudden we were invaded. An irritating whine—harrassment—we tried to ignore the interruption but the sole purpose of the visit seemed to be to cause annoyance. Nothing seemed to deter the uninvited guests. In fact they were literally feeding on our anger. No, these pests were not a bunch of rowdy campers, they were those darn mosquitoes.

As we were sitting by the campfire these mosquitoes were constantly making an effort to prey upon us and we were trying to ward them off with just as much exertion. With us paying so much attention to protecting our skin it was inevitable that these mosquitoes became a recurring topic of conversation. We began to ponder such questions as, "was B.C. always infested with mosquitoes" and "why weren't they swarming around us when we first arrived here" or "what do they eat when there isn't tasty human blood around?"

It is evident from the recent mosquito problem in the Fraser Valley that many individuals and species of mosquitoes certainly have found their perfect niche in British Columbia. In fact, Belton's book, *Mosquitoes in British Columbia*, lists 46 different species of mosquitoes in the province. Even in 1887 mosquitoes were a nuisance, as exhibited by two English travellers, J.A. Lees and W.J. Clutterbuck, whose view on B.C. mosquitoes was as follows:

"People at home read of sandflies, Cingalese leeches, stinging ants, mosquitoes, and the like, and the fashion is to treat all such matters more or less as jokes, and to affect merriment at the idea of getting well bitten by any of them. But the truth is that there is no misery on earth equal to a really bad attack by these demons. We all thought that we had seen mosquitoes before, in Norway, in India, and in the States, but until now we knew nothing—absolutely nothing—of the concentrated essence of torture that they are capable of inflicting when you invade their real home" (Curtis p.3). Even the Northwest Coast Indians produced myths explaining the presence of these pestering insects and Indian carvings depicting mosquitoes have also been found.

Actually it is only the female mosquito that "bites". The female needs protein to mature her eggs. The way the mosquito can always find us is the way we breath. The mosquito notices an increase in the level of carbon dioxide in the air and this leads the mosquito closer to her host. A change in the heat and moisture in the air also indicates there is a "victim" near by. However, Belton mentions that there are some species of mosquitoes that do not need animal blood meal to reproduce, and other species will feed on birds, reptiles or amphibians instead of mammals. Also the male mosquitoes and unfertilized females probably eat nectar to obtain enough nutrients to be able to maintain flight. Maybe I don't notice it when I encounter these "friendlier" type of mosquitoes but it always seems that when I'm out of doors I encounter only swarms of the irritating kind.

However, mosquitoes are not complete nuisances. They

are an important component to many ecological systems. They do feed on nectar and this in turn pollinates the flowers. In Swain's book, *The Insect Guide*, he mentions that dragonflies and birds such as Swallows, Swifts, Nighthawks and Flycatchers eat adult mosquitoes. Also the mosquito larvae and pupae are devoured in great quantities by small fishes and aquatic insects.

So next time I flick a mosquito off my arm I'll try to think of the ecological importance of mosquitoes, as an antidote to irritation.

#### References:

Belton, Peter. *The Mosquitoes of British Columbia*. British Columbia: B.C. Provincial Museum, 1983.

Curtis, Colin L. *The Mosquitoes of British Columbia*. British Columbia: B.C. Provincial Museum, 1967.

Swain, Ralph B. *The Insect Guide*. New York: Doubleday and Company Inc., 1957, pp 188-189.

## Christmas Cards and Calendars

Once again VNHS will be ordering Christmas cards and calendars from the Canadian Nature Federation. These are good quality cards with designs contributed by famous nature artists. It will benefit both VNHS and CNF if you use these cards for your Christmas greetings. The cards and calendars should be here by the October 8 General Meeting, so come to that meeting to make your selection. If you cannot get to the meeting call Lyndis Davis at 477-9952 to see the cards. Please help your society by sending nature cards and using or sending nature calendars and engagement diaries.

**Announcement:** 10% off all Natural History books to VNHS members. Large selection: birding, plants, etc. Wells Used Books, 1505 Fell (off Oak Bay), 592-8376.



## THIMBLE FARMS

Bedding plants — Hanging baskets  
Shrubs & ground covers  
and fruit trees.

RR1 Arbutus Rd., Southey Pt. 537-5788

Salt Spring Island

**Growing Native???**

10% off native plants to VNHS members

## Yellow Point Lodge



A place apart...

- ~ 180 acres of natural, oceanfront parkland.
- ~ Relaxed country hospitality.
- ~ Fine home cooking.
- ~ Beach sauna and hot tub.
- ~ Salt water swimming pool.
- ~ 5 miles of walking and jogging trails.
- ~ Tennis courts, volleyball, badminton, canoes, row boats, ping-pong.
- ~ 1 mile of waterfront with secluded coves and beaches.



R.R. #3, Ladysmith, B.C.

VOR2E0

604 • 245 • 7422

## We Will Always Remember Our Rufous Visitors

By Deborah Humphrey

This past winter, I really tried to keep my Fuchsia from expiring. Until late February, I had been successful, but an unexpected bout of frost did it in. I left it hanging by our front door in the hopes of a miraculous recovery, but on the 31st of March I was about to consign it to the garbage. As I moved to take it down, I noticed something new – a hummingbird nest on the end of one of the dead branches. It had not been there a few days before, and when I peeked inside there were two eggs. That settled it of course, and the dead Fuchsia became a fixture. When the mother hummingbird showed up later, she turned out to be a Rufous. She was a little nervous probably because the nest was only four feet from the front door which was the only access to our townhouse. To see two grown adults creeping into their home, whispering, well I am just glad the neighbours are tolerant.

The Fuchsia was in a well protected spot, under an overhang and sheltered from the worst of the weather, and Mom was almost always on the nest. She became more tolerant of us as the days went on, and got used to the observation and occasional photographs. On April 17, the babies finally hatched. They were not exactly lovely, but to us they were perfect. The weather was fairly benign, and the grew at an amazing speed. On Saturday,

April 28, Mom stopped brooding the nest at night, since there was no room for her, and the babies were sufficiently fluffy to keep themselves warm. We had reinforced the branch of the Fuchsia the nest was on with a length of coat hanger, since the action of the babies in the nest was straining the dead branch, but nobody minded the addition.

On the fifth of May, the worst finally happened. That was when a wind storm hit Victoria. Branches and even whole trees came down around our place. The Mom hummingbird was either blown away, frightened sufficiently to abandon the nest or killed. By the next morning, the babies were nearly comatose and unresponsive. They were partially feathered and we could not just leave them to their fate. We made a phone call to Mr. Earl Ham of Abbey Aviaries (and flocks), who had the necessary materials and equipment to feed the babies and give them a good chance. He provided care and assistance until the babies could fly and feed simultaneously, and called us on May 25 to release them in their home area. We were selling our home at the time, and were not able to pick them up until after the weekend. They had to be released on a day without rain, and if you recall there were no such days in the forecast for almost the next two weeks. As a result, we had the hummers in our kitchen as guests. To try and teach them the purpose of flowers, I put a variety of fresh blooms in their cages every day. Fuchsia, Honeysuckle, Carnations, Rhododendrons, anything that looked as if it might appeal to a hummingbird. It turned out we had one of each - a boy and a girl. It was fascinating to be able to observe the differences and the development over the time they were with us.

On June seventh, we finally took the plunge. The weather

was not forecast to be perfect, but at 6:30 a.m., we released first one, then the other. As soon as the realization hit that there were no longer any bars, the reaction was to shoot straight up, ticking all the way, and disappear into the treetops. We saw them a few times subsequently, sitting at our feeder and sipping sugar solution - all of the totally wild birds just hover to feed, so we could pick them out.

Every one of the early mornings was worth it, as was the one day we went out and returned to find a dry, empty feeding tube and a frantic thirsty bird, cheeping her distress. The feel of a hummingbird's tongue tasting your skin is something we will never forget. We will always remember our Rufous visitors.

By the way, did you know that the best way to pick up a hummingbird is by its beak?



Rufous Hummingbird, nesting on the branch of a Fushia plant. (Photo: Deborah Humphrey)



Young Rufous Humingbirds in the nest. (Photo: Deborah Humphrey)

## Welcome to New Members

- May 28 Corporation of the District of Saanich (Vernon Ave)
- May 31 Robert and Sue Maule, of Sooke. Particular Interests: Birds, conservation, botany.
- June 5 Craig Eversfield, of Beatty Street. Interests: Gardening, birds and the environment.
- June 8 Robert Winkenhower, of Mars Street.
- June 10 J. Reed, of Johnson Street. Interests: Birding, wildlife viewing.
- June 10 Nan Archibald, of Blenkinsop Road.
- June 13 John and Sue Malcomess, of Mill Bay. Particular Interests: Birds, trees and fish.
- June 15 Willi Boepple, a Francis Park naturalist. Welcome back to a 1987 member! Interests: Botany, mycology, local Greenbelt preservation, photography, all types of Natural History, etc.
- June 25 Kristin and Steve Holland, of Camellia Place. Particular Interest: Birding.
- June 26 Dodie Clark, of Valmont Place. Particular Interests: Birding, hiking, conservation.

- July 4 A. Nugent, of Catherine Street. Interests: Any tour which has a resource person knowledgeable in a specific area; photography.
- July 16 Marjorie Stewart, of Oak Bay Avenue. Particular Interests: Nature walks and birding. Marjorie is a newcomer to Victoria. We can give you her phone number.
- July 18 Deborah Humphrey and Stephen Gentles of Slater Street, who are avid amateur birders and love whales.
- July 25 N.J.C. Mathews, M.D., and C.E. Grant, D.V.M., of Saanichton. Interest: Birds.
- July 27 Diana Jolly, of Wilkinson Road. Our new editor. Interests: Outdoors, writing, travelling.





## The Brown-headed Cowbird: Villain or Survivor?

By Mark Nyhof

Imagine finding a Yellow Warbler nest containing three warbler eggs and one cowbird egg. Would you intervene and remove the cowbird egg, or would you leave the nest alone and allow nature to take its course? It could be a difficult decision.

Brown-headed Cowbirds are obligate parasites who lay their eggs in the nests of other birds, which then hatch the eggs and raise the young as though they were their own. Cowbirds do not make any nests and are completely dependent on other species to raise their young. Females lay approximately 10-12 eggs per season and incubation is reported to be a remarkably short 11-12 days. The short incubation period is important, as it allows the young to get a firm grip on life before the host young hatch. After hatching, the cowbird and host young compete for food and space in the nest. At this point the cowbird may dominate but, unlike the European Cuckoo, they do not instinctively push the host young from the nest.

One of the first nests I discovered containing a cowbird

egg was that of a Dusky Flycatcher. On that occasion, since I was looking forward with great anticipation to observing the parent birds and their young, I quickly took action and punctured the cowbird egg. I made the decision to intervene on the flycatchers' behalf with only a bit of hesitation and a strong conviction that I was doing the right thing. Since that day I have learned a great deal about cowbirds through personal observations of over 50 parasitized nests.

Many people feel that young cowbirds fledge and survive only at the expense of the host young. But soon after finding the cowbird egg in the Dusky Flycatcher nest, I observed an adult Golden-crowned Kinglet feeding a recently fledged, comparatively huge cowbird as well as some of its own fledged young. The following year I watched an adult Yellow Warbler feeding a hungry cowbird fledgling along with two of its own fledged young. Clearly, these tiny host species were still able to successfully raise their own young while feeding huge cowbird nestlings as well.

On the other hand, I have also found a cowbird nestling in a Yellow Warbler nest on top of three younger and very dead warbler young. In another situation, I observed a Chipping Sparrow nest with a single cowbird sitting on the tiny nest. The adult Chipping Sparrows were feeding and protecting the cowbird as though it was their own. The sparrows had not been successful in raising any of their own young.



Grey Catbird Nest: The following day the single cowbird egg had been removed. (Photo: M. Nyhof)

Sometimes small birds such as vireos and warblers may desert nests. I have seen abandoned Yellow Warbler nests with cowbird eggs while, on the other hand, I've seen Yellow Warblers build a new nest over top of a cowbird egg. Some birds like Gray Catbirds will remove cowbird eggs from their nests. Other larger birds such as Red-winged Blackbirds seem to have no trouble raising both the cowbird interloper and their own young. In my experience, there is considerable variation in the effect that cowbird parasitism has on host species. Since the cowbird is not guilty of spoiling nesting success in all cases, I have revised my opinion of its reproductive behaviour. Now, when I find cowbird eggs, I leave the nests alone. I have come to regret interfering with the course of nature when I tampered with the flycatcher nest.

Recently I read, in the Summer 1990 issue of the B.C. Naturalist, that the Brown-headed Cowbird is being considered by the wildlife branch for removal from the list of Protected Birds in B.C. This is in response to their suspected detrimental effect on nesting songbirds, particularly in the Peace River region. I hope this matter will be looked at carefully and backed with good data that clearly shows a trend requiring human intervention. Such a move sets a strong precedent for dealing with other species that the public may find less desirable. I recently heard of a homeowner who complained that action should be taken because a Cooper's Hawk family were preying on songbirds in his garden. Should we intervene in this case to protect the songbirds? I think not, but it's not all that different from the warbler nest I spoke of earlier. So..., should you remove a cowbird egg from a warbler nest? Many will always remove or destroy the egg while others

may allow nature to take its course. In any case, it is an action we should think carefully about.

[Note: The Wildlife Act prohibits tampering with nests, eggs, or young of any protected songbirds.]



Young Brown-headed Cowbird on Chipping Sparrow nest. (Photo: M. Nyhof)



Dusky Flycatcher nest with Speckled Cowbird egg alongside the white flycatcher egg. (Photo: M. Nyhof)

## CALENDAR

### REGULAR MEETINGS are generally held as follows:

Board of Directors meetings the first Tuesday of each Month; Botany Night the third Tuesday and Birder's Night the fourth Wednesday of each month. Locations are given in the calendar listings.

**FIELD TRIPS.** Please meet at the location indicated for each trip and **BRING A LUNCH.** Be equipped for changes in weather, with hat, rain gear and boots, if necessary. **Always phone the VNHS Events Tape at 479-2054 before a trip** to get further details or find out about changes in plans. On VNHS trips, participants usually pool vehicles to reduce parking problems and costs. The Board suggests that fuel costs be shared with the driver.

## SEPTEMBER EVENTS

### Tuesday, Sept. 4.

**Board of Directors Meeting** at 7:30 p.m. in Clifford Carl Reading Room, Cunningham Building, UVic.

### Saturday, Sept. 8.

**Witty's Lagoon** for fall migrants, with Hank Van der Pol. Meet at Helmken Park & Ride at 7:30 A.M. or Witty's parking lot at 8 A.M.

### Tuesday, Sept. 11.

**VHNS Meeting.** Dave Fraser and Leah Ramsay—"Aardvarks to Zebras, Wildlife Viewing in Kenya". At a birder's night this spring. Dave and Leah gave us a small sample of their recent Kenya trip. Now they're offering a full program of slides and experiences. 8 p.m., Room 159, Begbie Building, UVic.

### Saturday, Sept. 22.

**Shaw Creek and Marmot Mt.** We have been invited by Sid Watts to join an Alpine Club trip to this area on the north side of Lake Cowichan. The trip can be divided into different elements depending on the energy of the participants. There should be wildlife and good fall colours to see. There are meadows near the parking lot or a walk up a good but steep trail through trees to get to the upper meadows where there are marmots and possibly elk. The dedicated hikers will continue another 2000 feet or so to the summit. Meet at Helmken Park & Ride at 7:30 A.M. or at the Youbou Mill parking lot at 9 A.M. Take the North shore of Lake Cowichan and the mill is about 4-5 miles from Lake Cowichan village. Phone Lyndis Davis at 477-9952 for more information.

### Wednesday, Sept. 26.

**Birders Night.** Meet at 7:30 P.M. in Begbie 159, UVic. Ornithological travel in South America with Nigel Matthews,

M.D. Dr. Matthews, a new arrival to Victoria, spent one year travelling throughout South America, including a month on the Galapagos Islands and six months in Peru. His slide illustrated talk will feature birds of those areas as well as Chile, Paraguay and Brazil. Everyone welcome, bring a new birder. Coffee and tea are served. To help with 'conservation' we would encourage people to bring their own coffee mugs.

## OCTOBER EVENTS

### Tuesday, Oct. 2.

**Board of Directors Meeting** at 7:30 p.m. in Clifford Carl Reading Room, Cunningham Building, UVic.

### Sunday, Oct. 7.

**Aylard Farm,** East Sooke Park. The Turkey Vultures gather in great numbers at this time of year and climb in the thermals over the park. Join Dave Pearce to look for forest and water birds while waiting for the thermals to begin and the Turkey Vultures to arrive. Meet at Helmken Park & Ride at 9 A.M. or Aylard Farm at 10 A.M.

### Tuesday, Oct. 9

**VHNS Meeting.** Gordon Green "Life in the Sea: An Illustrated Talk on Marine Life in B.C." 8 p.m., Room 159, Begbie Building, UVic.

### Wednesday, Oct. 17.

**Mushrooms.** A lecture by Dr. Ammirati of the University of Washington, 7:30 p.m. at the Newcombe Auditorium. This presentation is part of the museum's Newcombe program.

### Tuesday, Oct. 18.

**General Meeting of the Thetis Park Nature Sanctuary Association,** 8 p.m. at Christ Church Cathedral Auditorium. James Cosgrove, Marine Biologist of the Royal B.C. Museum will give a talk on underwater flora and fauna.

### Saturday and Sunday, Oct. 20 and 21.

**Field Trip to the Mushroom Fair** organized by the Puget Sound Mycological Society in Seattle, Washington. Contact Friends of the Royal B.C. Museum for more details.

### Sunday, Oct. 21.

**Birding at Cordova Spit** with Mike Edgell. Meet at the KOA campground at 9 A.M.

### Tuesday, Oct. 23.

**Birders Night.** Meet at 7:30 P.M. in Begbie 159, UVic. (Note the change in nights for this month only, to Tuesday rather than the regular Wednesday.) Alpine birding in South Western B.C. with Mike McGrenere. Our VNHS President will present a

slide-illustrated talk about alpine birds and where and when to see them. Everyone welcome, bring a friend and new birder. Coffee and tea will be served. To help with 'conservation' we would encourage people to bring their own coffee mugs.

### Saturday, Oct. 27.

**Mushroom Fair** from 10 a.m. to 4 p.m. in the Royal B.C. Museum main foyer. There will be a display and workshop in mushroom identification. You are encouraged to bring any mushroom in to be identified. Staff and volunteers will be available to answer questions.

### October ?

**A sea-dive at Ogden Point.** Leah Fraser is hoping to find a diving buddy so that they can bring up shallow water sea creatures. Phone the events tape to find out when this trip will take place.

### During October and November.

**Birding trips on the M.V. Coho.** The best place to find pelagic birds - petrels, shearwaters and phalaropes - is in the Strait of Juan de Fuca after a good storm. The trip travels across the Strait on the Coho and returns on the afternoon. Dates will depend on weather conditions. Phone Hank Van der Pol at 658-1924 for further details. These trips will be announced on the Bird Alert tape - 592-3381.

### Wednesday, Nov. 14.

**November VHNS Meeting.** Note this meeting is on Wednesday and not the regular Tuesday. Mike Sheppard will speak on Herschel Island, Yukon, and show slides of his recent visit.

### Saturday, Dec. 15.

**Birders - put this date aside.** Christmas Bird Count and party. Co-ordinator - Dave Pearce.

## BULLETIN BOARD

**NOTICE:** The Bird Committee of the Comox Strathcona Natural History Society asks that visiting birders in the Comox Valley please phone 338-0206 or 335-0064 to report any unusual sightings in the area.

### Wanted - Ideas & Volunteers

VNHS is holding the Federation of B.C. Naturalists Camp in May 1991. The camp will be based on UVic and planning is well under way.

We are planning to have some evening programmes that our membership can attend so that they can meet the campers but at this time what is needed are IDEAS. Suggestions for day trips - especially ones that visit areas that have something unique to offer outside of birding and botany, e.g. geology. (Campers will be going to Botanical Beach).

The camp will need a good supply of volunteers to help the camp run smoothly. Trip leaders, camp hosts/hostesses, a treasurer, coffee and goodie makers and servers, registration, mailing, sign-writing.

We would like to involve as many people as possible - help will be needed in March and April as well as in May - if you can help in a large or small capacity please volunteer. Phone Lyndis Davis, 477-9952 to get your name on the list.

The camp dates are May 12 to 19, 1991.



Pileated Woodpecker. (Illustration: Mark Nyhof)

## REPORT MARINE MAMMAL SIGHTINGS AND STRANDINGS TO:

380-1925 in the Victoria area

On the water: VHF channel 68 to the vessel *Sundiver*


1-800-334-8832 toll-free anywhere in B.C.

All sightings, no matter how old, are useful for research purposes, and are put into a computer data base. Records are available to all researchers. When current local sightings of killer whales, or any unusual species, are reported promptly, researchers will try to respond to them. Please report date, time, location, a description of the animals, and number and direction of travel, as well as your name and phone number in case further information is required.

P.O. Box 5220, Stn. B  
Victoria, B.C. V8R 6N4

Marilyn Lambert  
1868 Penshurst Road  
VICTORIA, B C V8N 2P3

### BALI & ORIENT HOLIDAYS



**SOVEREIGN TRAVEL**

**E**xperience the magnificent rain forests of Indonesia and Malaysia. Visit the orangutan research and rehabilitation centres at Sepilok and Bohorok. Raft the spectacular Alas River in northern Sumatra. Enjoy Singapore, Lake Toba, and Kuala Lumpur.

### RIVERS, RED APES & RAIN FORESTS

**March 22 - April 15, 1991**

This tour is designed to visit coastal, interior, and high altitude rain forest parks in the Malaysian states of Sabah (Kinabalu) and Sarawak (Bako and Gunung Mulu) on the island of Borneo, and in Gunung Leuser National Park on northern Sumatra. Transportation will be by air, bus, river boat and raft. Accommodation will be in first class and deluxe hotels in cities; guest houses in Malaysian parks; and tents on the Alas raft trip. The tour will be escorted from Vancouver by wildlife biologist Laura Friis. She has travelled extensively, and has escorted tours in South America, Africa and southeast Asia.

*For more information, call:*

Susan Madden  
Bali & Orient Holidays  
215-1155 W. Georgia St.  
Vancouver, B.C. V6E 3H4  
(604) 688-2254

or contact Laura Friis at:  
Sovereign Travel  
1552 Fort St.  
Victoria, B.C. V8S 5J2  
(604) 595-1044